

PLANNING SHEET

CORE45

scale=1/100

910


積雪1.5m対応

外部：面材2.5倍+筋違シングル2倍

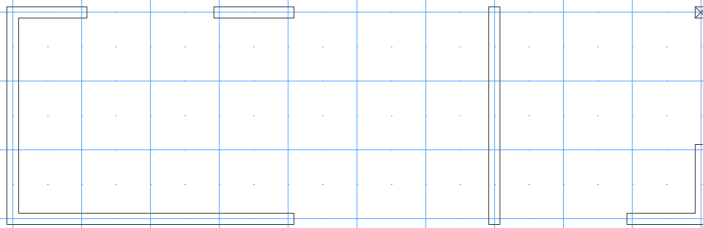
内部：筋違ダブル4倍

Vo=34m/s


8190



9100



8190



9100

